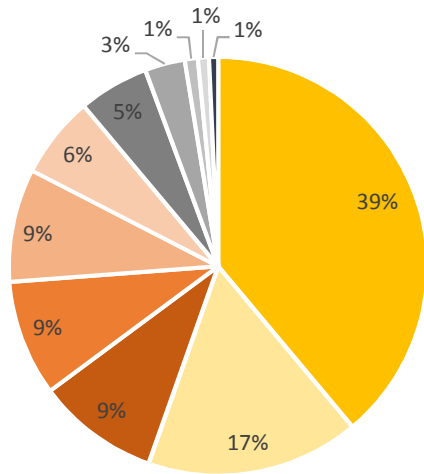


Supply and Demand Commission Presentation Addendum

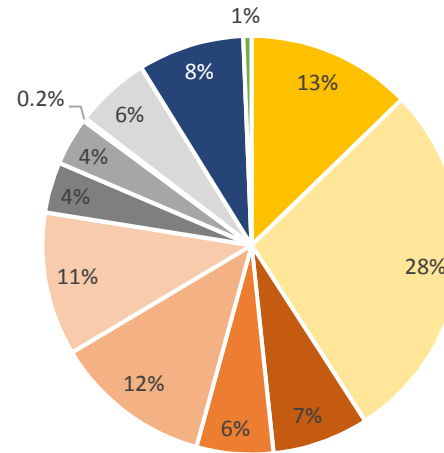
December 2018

Supply: Teaching Program Completers by Field, 2015-2018


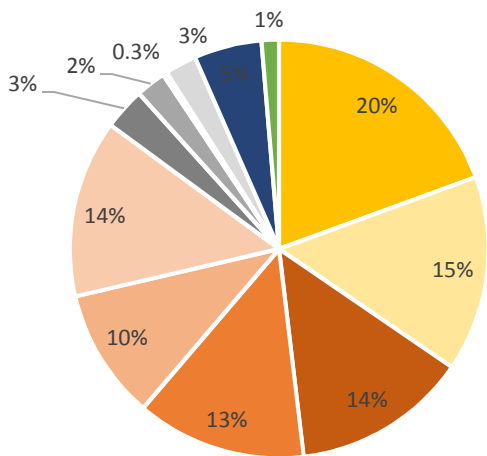
Traditional - Baccalaureate



GaTAPP



Traditional - Postbacc



Changes in Supply: Teaching Program Completion and Employment Trends by Field

Completers by Field

	2015	2016	2017	2018	Trend	% Change '15 to '18
CTAE	120	144	113	128		7%
Early Childhood Education	1895	1458	1376	1337		-29%
Foreign Languages	103	83	81	68		-34%
Mathematics	565	430	411	366		-35%
Middle Grades Education	664	507	510	437		-34%
P-12 Education	454	368	396	371		-18%
Science	500	390	353	365		-27%
Secondary Education	881	829	731	737		-16%
Social Sciences	532	454	441	372		-30%
Special Education	913	763	804	775		-15%

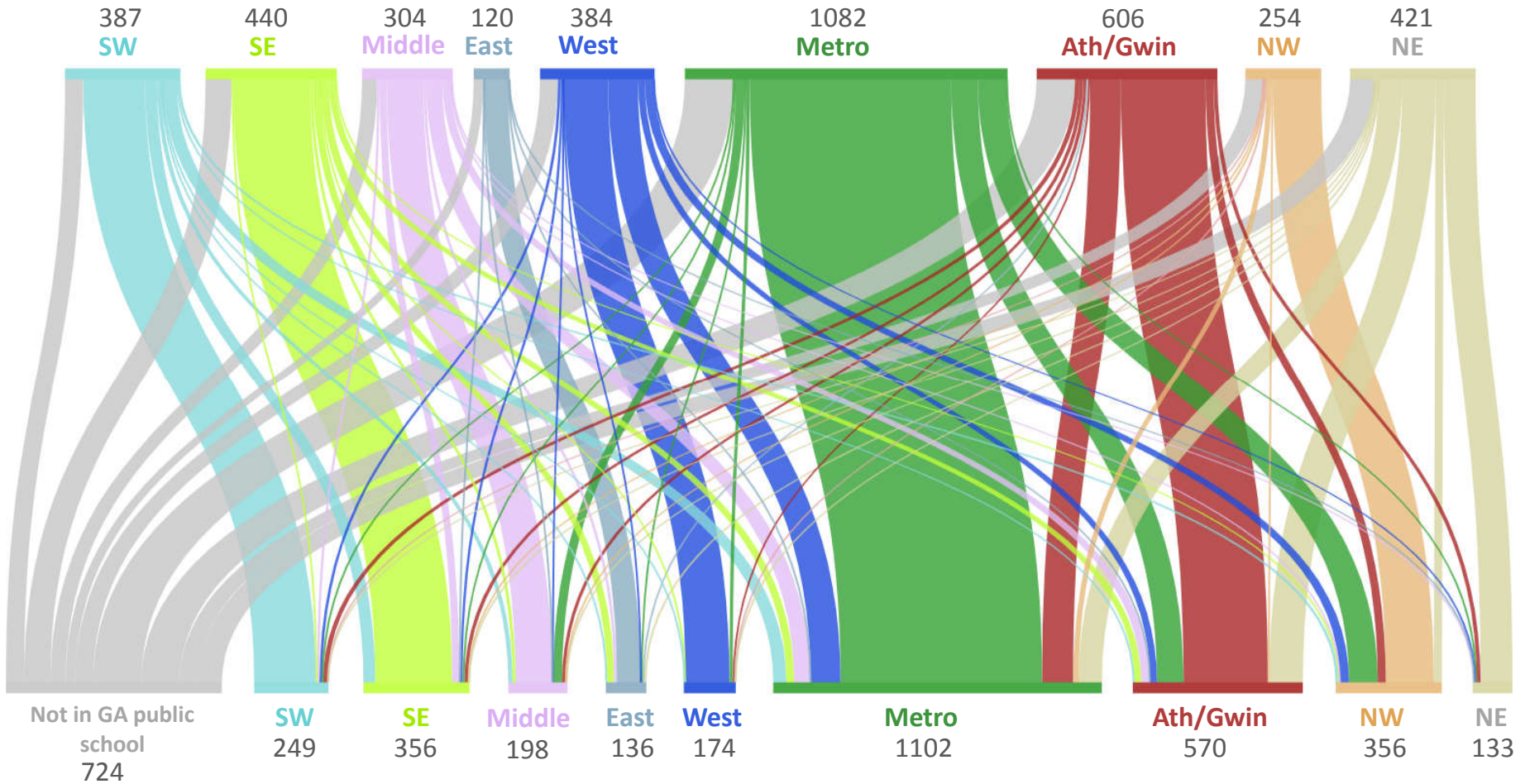
Percent of Completers Employed in Year Following Completion

	2015	2016	2017	2018	Trend
CTAE	89%	91%	92%	88%	
Early Childhood Education	66%	73%	77%	79%	
Foreign Languages	72%	70%	77%	71%	
Mathematics	76%	79%	82%	84%	
Middle Grades Education	74%	79%	82%	85%	
P-12 Education	53%	59%	64%	66%	
Science	74%	84%	84%	84%	
Secondary Education	70%	79%	82%	80%	
Social Sciences	68%	77%	79%	78%	
Special Education	81%	84%	84%	86%	

Individual completers and fields may appear in multiple field groupings

Regional Variation: Teacher Production to Employment

Completed 2017



created using SankeyMatic

Hired 2018 or 2019

Regional Variation: Teacher Production to Employment - Base Data of Flow Chart

First Hired: 2018 or 2019

Completed: 2017

	Athens/Gwinnett	East GA	Metro Atlanta	Middle GA	Northeast GA	Northwest GA	Southeast GA	Southwest GA	West GA	Not in GA public school	Total
Athens/Gwinnett	283	6	104	11	13	27	12	15	6	129	606
East GA	2	79	2	1	1	0	3	0	0	32	120
Metro Atlanta	89	5	676	30	4	96	6	3	11	162	1082
Middle GA	28	9	54	123	5	2	24	8	0	51	304
Northeast GA	112	7	78	4	107	27	2	1	1	82	421
Northwest GA	5	0	18	3	0	161	3	2	3	59	254
Southeast GA	23	24	26	10	0	4	258	4	3	88	440
Southwest GA	5	4	44	14	0	9	40	207	3	61	387
West GA	23	2	100	2	3	30	8	9	147	60	384
Total	570	136	1102	198	133	356	356	249	174	724	3998

